



Application for
Nikki Steninger
to the Dublin Institute of Design
for
Associate Certificate in Costume Design
September 2015

2015

Mid-16th century Henrician court gown

This Tudor gown with its accessories and undergarments were made using the book *The Tudor Tailor*, and were almost entirely constructed from recycled materials. Extensively hand sewn, this costume includes a linen shift, petticoat, farthingale, kirtle, gown, changeable under-sleeves, and a french hood. It took approximately 136 hours of construction and embroidery just on the gown and kirtle, and weighs 20lbs.





Tudor
Construction
Pictures

Dressed up for the dance



Working impression



I upgraded the accessories and altered the fit of my 1861 clothing set, which is detailed further down.



THEATRE 2015

PRESENTS

A new production of
BOUBLIL and SCHÖNBERG's

Les Misérables



Les Misérables is licensed by Music Theatre International (MTI)
by arrangement with CAMERON MACKINTOSH LTD.

MARCH, 2015

17, 18, 19, 20, 21

7:30 P.M. GBC THEATRE

General Admission, \$15
Students, \$10

Advance tickets available in the
GBC Controller's Office, Berg Hall

I costumed all the extras in a local production of *Les Misérables*, put on by Great Basin College, having some of the other women in the cast help me sew, alter and find many of the costume pieces needed for 30 people.





Above: ABC cafe



Left: Building the barricade


Right: The second attack

Below: Empty chairs at empty tables



2014

Dance costume inspired by a portrait of Beatrice D'Este by Leonardo da Vinci



2014



Mid 19th century costume c. 1861.

This costume includes chemises, drawers, a steel boned corset, 3 tucked petticoats, the dress itself, a fashion belt, collar, neck ribbon and cuffs (not pictured).

The bodice has been altered or re-made 3 times, and the sleeves twice since I first made it in 2011.



2013



2012



2014



2012



2011

12th Century French Bliaut

A linen early medieval nobleman's gown, based on an illuminated letter in the 12th-century manuscript of St. Gregory's Moralia.



1775 Shirt, Waistcoat and Fall-front Breaches

I made the shirt following instructions in a sewing publication from the 1770s, the vest pattern was one I made using a modernly styled vest that fit the client, and the pants were made from a purchased historical clothing pattern.



Knights Templar and Steampunk Journalist costumes made for a costume party.




Right: Robin Hood style costume for horse riding events and demonstrations.

Below: Blackwork embroidered Biscorn



Drafting and making a new mid-19th century corset

Steel boned corset, made from cotton coutil, with a front closing busk.



Costumes for 16 cast members in
A Christmas Carol

I actually made very little for this project, but finding, organizing and designing all of the costumes by my self was a fun challenge!



1860 Ballgown

One of the few things I did make for *A Christmas Carol* was an 1860 ballgown for the girl playing Belle. It is historically accurate for a young woman in 1860, and was made from a red brocade tablecloth with a holly leaf pattern.



2013

1520s German Noblewoman's Clothing

Based on paintings by Lucas Cranach, this outfit was made for a court ceremony with a LARP group called Amtgard. Made from a heavy linen bedspread purchased at a second hand store, the gown, hat, choker, belt pouch and hairnet are all embroidered with pearls, and created copying paintings from that era and region. All of the pieces are hand sewn, and I created all the patterns myself.








Left: The Cranach gown on display at the local college as part of an exhibit featuring local artists and craftsmen.

The hat, collar, belt pouch and hair net.



Some of the paper pattern pieces made from the draped toile.



Above:

A long vest I made for a LARP demonstration. Everyone participating was asked to make a heraldic garment with the groups heraldry, and this was my piece. The designs are achieved with quilting, I created the base pattern as well as adding the designs, and all the materials were from re-purposed second hand curtains and tablecloths.



Left:

The other heraldic garment I've made, this long cloak with caplet and hood was made for a friend. The roses were machine applied, and the barbed wire was created from narrow silver ribbon and sewn in place.

2012



Cross-stitch medieval/fantasy belt

This floral design which I created, was worked in cotton and metallic embroidery floss on Aida cloth. It attaches at the front with a frog.



LARP shield cover

This was my first time appliqueing, and was a fun and unique challenge. In order to transfer the design to the fabric, I printed the design out full size using Adobe Illustrator, and used it to cut out and arrange the pieces on the base material.





White silk peasant blouse and skirt

Made from second-hand curtains, this set of undergarments was a challenge. The light, gauzy material was tricky to work with, and required that both the shirt and skirt be partially lined. Intended to be worn under a surcote, either with the drawstring in the neckline tight or off the shoulders, I was very happy with how it turned out.





Pied Piper Ballet Costume

White full circle cloak and simple white under-dress worn with the blue surcote for a parade



Green cloak made for a friend's photo shoot

2011

Or, the year I discovered LARP...



Above: Basic tunic and elastic waisted pants

Right: Pirate shirt and vest

Below: Green sideless surcote made from a set of curtains



Padded Gambeson

Made for LARP combat, I quilted light-weight batting between linen, and finished it with flat-backed studs.




2010



1820s Regency dress with
cross over bodice

Made in 2010 for a
Regency Tea, with the help of
a friend.

(Pictured above)



The gown was made to be let
out a fair amount, which al-
lowed me to wear it for a
production *Les Misérables*
in 2015.

(Pictured Left)



I started making myself a full set of 1860 clothing!

Above:
Draping the pattern for my first corded corset, with the help of my mother, from instructions in *The Dressmaker's Guide, 1840-1865* by Elizabeth Stewart Clark.



Left:
Setting the gauging for a petticoat.

Below:
White cloak and vampire costume.

